

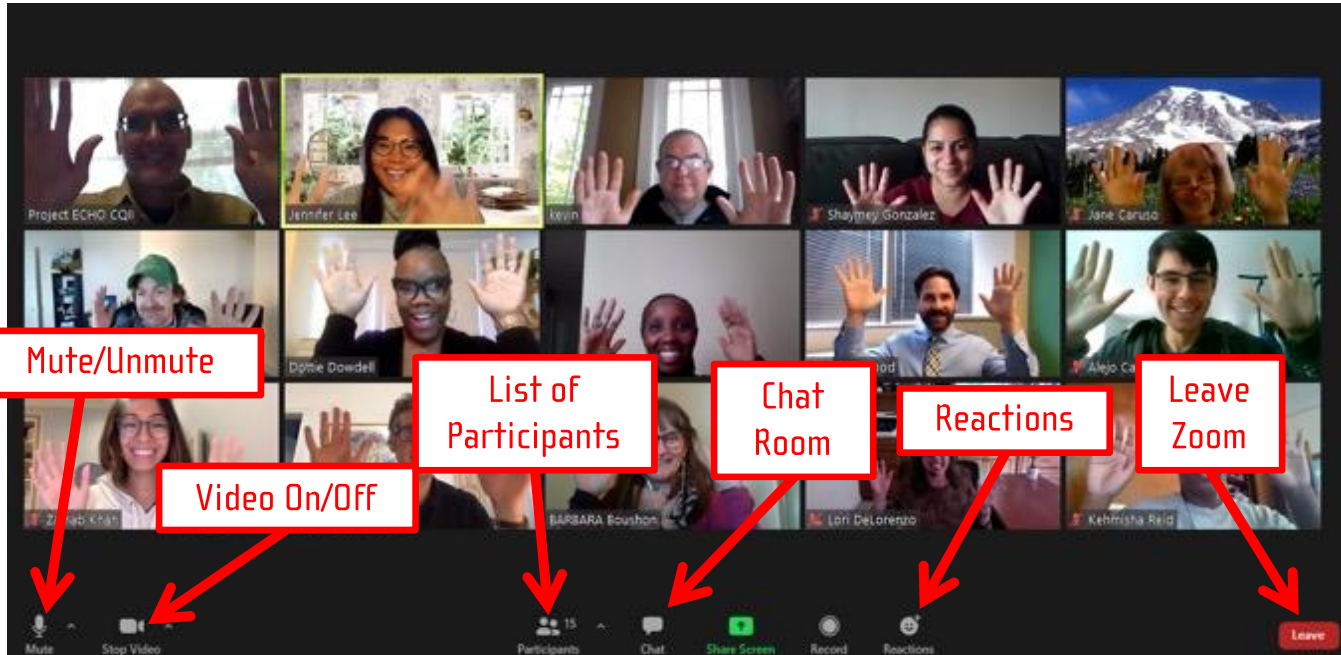


**Department  
of Health**

Bootcamp QI 101:

Class 2: Developing your Aim Statement

# Reminder about Basic Zoom Functions



# Good Practices for Zoom Participation

- + **Re-label your Zoom tile** to state your name
- + **Keep video on** and mute your line when needed
- + **Use the chat room** to ask for clarifications, post questions, or share your wisdom



*Please be reminded that we will record our session for later replay!*

# Picture Consent



- You allow us to take pictures from our training events and post them on SharePoint
- You have the right to revoke your consent for pictures that are publicly posted
- At no time will individual names be used to identify you, unless you sign the appropriate release form

# Homework Review

For our next class, you will need six months of data

- Think about your subrecipients and which one may be having problems
- Consider pulling AIRS data that are reflective of these problems
- Example, useful data would be:
  - viral suppression rates
  - Demographic (poverty level, age, M/F)

# Homework Review

# Let's Discuss Homework

# Today's Learning Objectives

At the end of this class, you will have a better understanding of

- Developing an *Aim Statement*
- Why you need an *Aim Statement*
- How you will know a change is an improvement
- The importance of measurement



# Quality Management Expectations

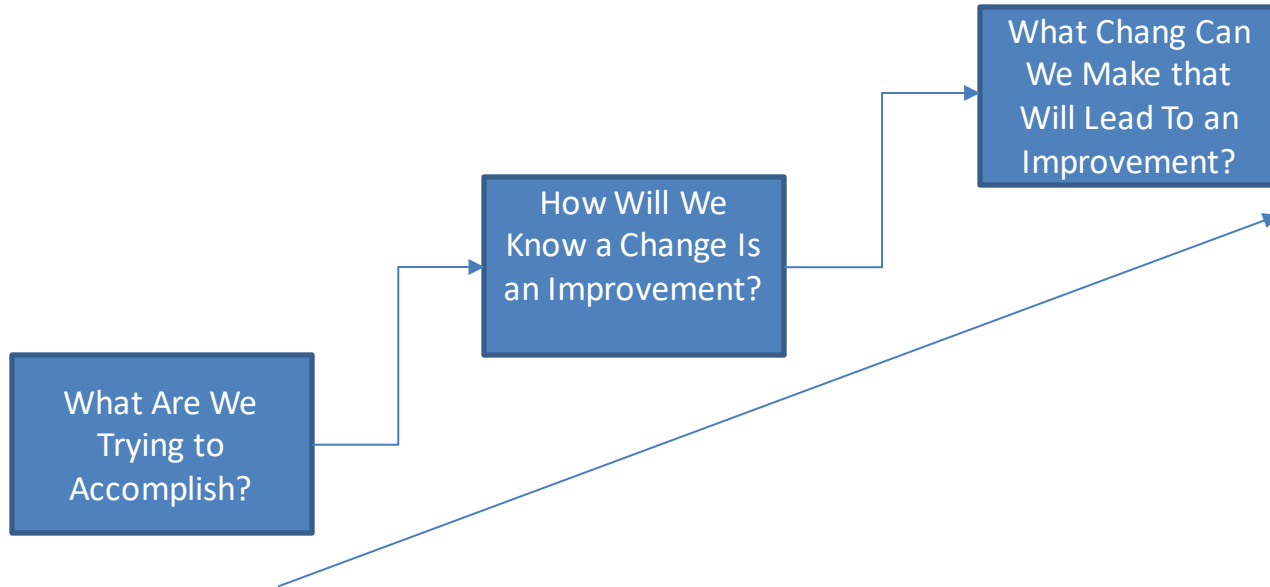
# QI Project Initiation

- At the beginning of the year, each Part B program selects one QI project and submits the *RW Part B 2021-2022 Annual QI Project Submission Form* to the contract manager for review
- The form includes
  - Focus of Quality Improvement Project - indicate the topic of choice for your annual quality improvement project based on the Part B 2021-2022 Improvement Goals
  - Rationale for Selection – briefly describe why this project is worth pursuing
  - Aim Statement – briefly outline your improvement goals for your quality improvement project

# Model for Improvement

# The Model for Improvement

Three steps to structure your quality improvement project



# Model for Improvement

Step 1: What Are We Trying to Accomplish?

# What is the Key Element to Building the Aim Statement?

- Data of course!
  - Your data identify what is in need of improvement
  - Is it quantitative or qualitative
  - It can be used to identify clinical or process problems
- Your data is setting your path, your Aim Statement is the goal at the end of the path

# Building the Aim Statement

One way is to use a template

- [Organization name] seeks to [increase or decrease] the [number of, or the percentage] of [what?] over the next [define the time period]
- Example: *The Friendly Care Agency wants to achieve a 10% increase in retention from 82% to 92% by June 30 to meet the Part B-wide goal of 90%*

# Building the Aim Statement

- Use a table

What?	What do you want to achieve?
For whom?	Who benefits?
By when?	A specific time frame
How much?	Is it a percent increase/decrease? Is it a number such as the number of clients?

- Then use the elements from this to build the Aim Statement



# Aim Statement Examples: Which Ones Meet the Definition Criteria?

- Through the implementation of an electronic medical record, our residents at risk of pressure ulcers will get better care
- We will create a truly interdisciplinary team to provide specialized resident-centered care for those with pressure ulcers
- The Friendly Care Community Clinic wants to achieve a 10% increase in retention by June 30 to meet the state-wide goal of 90%
- Improve the Linkage to Care Process beginning with the reported date of HIV diagnosis and ending with completed medical appointment with a medical provider
- Increase the percentage for newly diagnosed persons linked to HIV medical care within 30 days of diagnosis to at least 40%, from the baseline of 20%

Take 10 minutes and build  
an *Aim Statement* based on  
your data

# The Hypothesis

- It's formed by simply stating: If we do [an action or intervention], then [this result] will happen
- Not particularly spelled out in the Model for Improvement
- It drives the improvement idea
- It's how you are going to see if your work is having the effect you want
- When you test your idea, you compare the result of the test to your hypothesis

# Exercise

- We want to decrease the amount of time that a person with HIV speaks to a case worker. We could:

# Summary

- You have used tools, surveys or even perceptions to identify a problem
- You use a structured methodology to address it
- In the Model for Improvement, the *Aim Statement* sets your goal
- Your hypothesis is a prediction of the action you take and its effect

# Homework Assignment


# Homework

- What barriers to increasing viral suppression do you perceive?
  - What have you observed?
  - What have your clients told you?
- What are your ideas for change?
- How will you know a change is an improvement?
- Prepare ONE slide that speaks to these questions

# Aha Moments and Wrap Up




## Time for Some Polling Questions



*How helpful was today's session to learn about quality improvement?*

[Select one]


## Time for Some Polling Questions



*How engaged were you in today's session?*

[Select one]

## Time for Some Polling Questions



*How likely will you implement the lessons learned of this session when working with your programs?*

[Select one]



## Contact Information

Kevin Garrett, MSW  
Senior Manager, CQII  
New York State Department of Health  
AIDS Institute  
90 Church Street, 13th floor  
New York, NY 10007-2919  
212-417-4541  
212.417.4684 (fax)  
Kevin.Garrett@health.ny.gov

